

*WELCOME*

*TO*



*Rawson  
Village*

SCENIC HOLIDAY RESORT  
& CONVENTION CENTRE

# Contents

3.....	Introduction
4.....	Camp Rules – General Conditions
5.....	Camp Rules - Dining Room
5.....	Camp Rules - Room
6.....	Emergency Assembly Map
7.....	What Do I Bring?
8.....	Where Am I Sleeping?
8.....	Food
9.....	Things To Do
9.....	Activity Program
10.....	Duty Groups
11.....	Bus Activities
	Cricket
	Spotto
	Boxes/Paddocks
	Naughts and Crossess
	Word Find
	Crossword
15.....	Songs for the Campfire (or to annoy the bus driver)
	The Quarter Masters Store
	Ging Gang Gooli
	I'm Henry the Eight, I am
	Row, Row, Row Your Boat
17.....	Autographs
18.....	Special Things to Remember

# Introduction

Rawson Village is located in the foothills of the Great Dividing Range, near the historic gold-town of Walhalla, the Thomson River and the mighty Thomson Dam.

Set on 15 acres of bushland and native gardens, with three separate function rooms, it is the ideal location for school music, biology, history or geography camps. Rawson Village is the perfect base for students to have fun, learn and experience Walhalla and the Mountain Rivers region.

Rawson Village can comfortably accommodate up to 270 guests. Our accommodation is wheelchair friendly with several rooms/bathrooms fitted out for disabled access.

Accommodation styles at Rawson Village Resort include Motels, Lodges and Ensuite Bunkrooms. If you are enjoying a fully catered stay, breakfast, lunch and dinner will be served in our bistro, which is air-conditioned during summer and heated with open fires in winter. All meals are prepared by our qualified chefs.

There is a large range of activities on offer here at Rawson Village, both on-site and offsite, indoor and outdoor. Activities include table tennis to carpet bowls, basketball to flying fox, and bushwalking to eco-canoeing.

Walhalla has a great deal to offer. You can take a trip on the Goldfields Railway, experience living history with a journey down the Long Tunnel Extended Gold Mine, try your hand at panning for gold, explore the historic buildings or simply admire this unique town.

Mt St Gwinear is only a 25 minute drive from Rawson. During winter it is the perfect place to enjoy the snow. Toboggans can be hired locally and there are plenty of safe, flatter areas for the serious building of snowmen!

# CAMP RULES

## General Conditions:

- Rawson Village is to be maintained in a clean condition by the guests.
- Emergency procedure notices are posted throughout Rawson Village and guests should make themselves familiar with the arrangements.
- Extinguishers, fire hoses and smoke detectors are vital and are located around the site. THESE MUST NOT BE TAMPERED WITH OR REMOVED.
- No fire or BBQ may be lit on the property without the consent of Rawson Village Management. Fire restriction notices and Total Fire Ban Days MUST be strictly observed.
- All breakages and losses to Rawson Village property or equipment are to be reported to Rawson Village management.
- Rawson Village takes no responsibility for the loss or damage to personal property.
- Guests are only permitted to access the building to which they have been allocated.
- Guests are asked to respect the flora and fauna found in and around the area. National Park rules apply.
- All paddocks, gates, workshops, sheds, residences and surrounding property and creek are “out of bounds”. Other areas including work sites, specialized activities (ropes courses, flying fox, obstacle & initiative courses) are “out of bounds” as directed by Rawson Village management. These activities can only be accessed with the prior approval of Rawson Village management and under adult supervision.
- Two public, coin operated telephones are located within the main reception/dining room building. In an emergency guests can be contacted via Rawson Village reception on (03) 5165 3200.
- Care and commonsense should be taken in all buildings
- All noise should cease by 11pm.
- The staff at Rawson Village take pride in presenting the facilities and grounds in an aesthetic, clean, safe and hygienic manner and we welcome your feedback for further improvements.

## Dining Room Rules

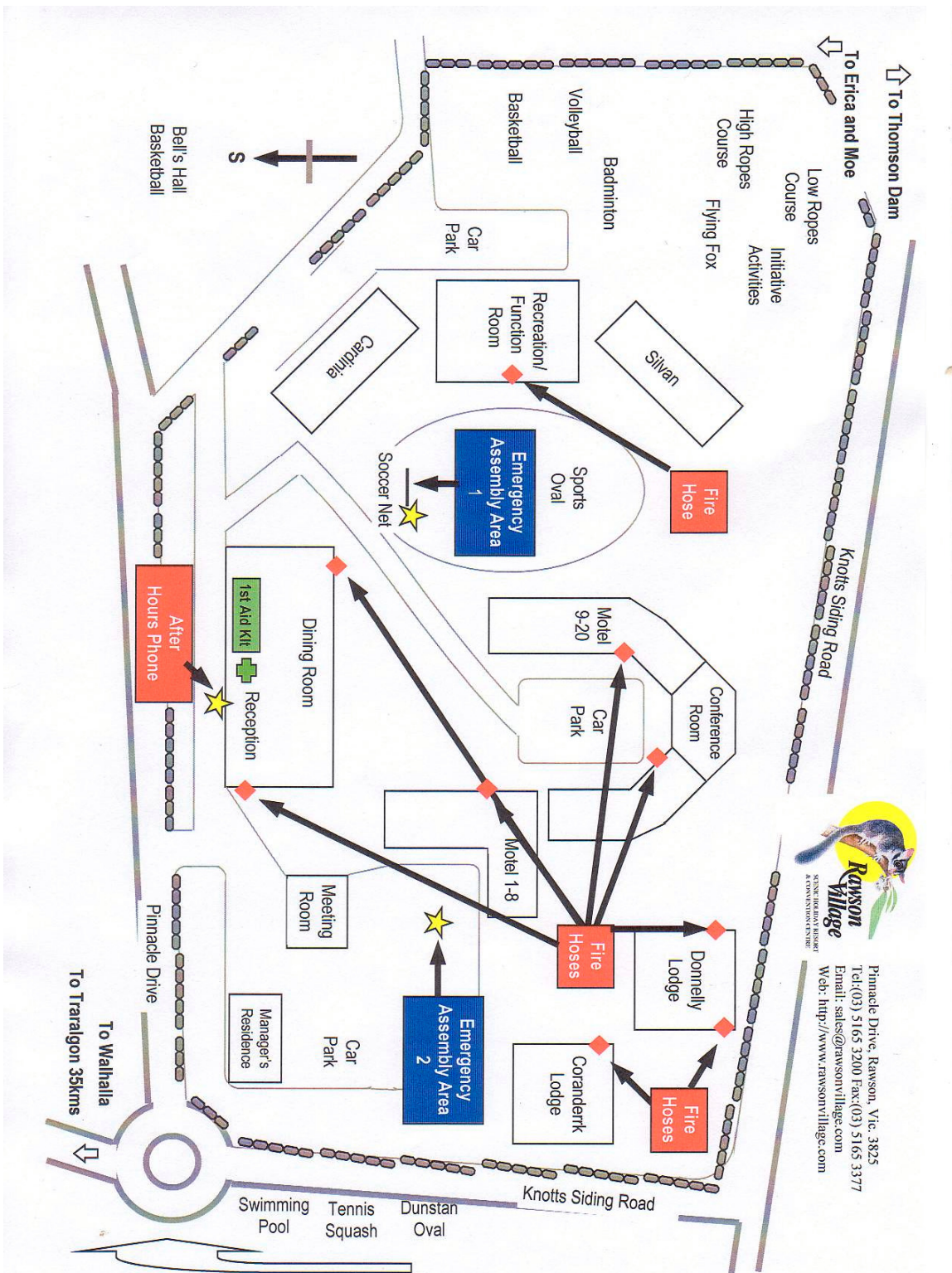
- NO running inside the building.
- Tables, chairs and any other equipment used outside the dining room are to be replaced immediately after the alternative use.
- Guests are asked to line up in an orderly fashion to receive their meals.
- Ball games and other vigorous activities are to be played outside or under supervision in the Activities area.
- Drinks and food are to be consumed while seated at tables.
- Students are NOT to be in the kitchen.
- Second helpings will only be given once everybody has received their first.
- Guests are asked to scrape food scraps into the bin provided, returning crockery to the scullery servery and placing cutlery in the dish provided.

## Room Rules

- Familiarise yourself with the buildings and note where the exits are near your room.
- NO shoes are to be worn inside; socks & slippers or indoor only shoes.
- NO food or drink in the rooms.
- NO running inside the building.
- Bedding is not to be removed from rooms.
- Fly wire screens are NOT to be removed or tampered with.
- When rooms are not being used all lights, fans and heaters are to be turned off.
- Power cabinets are not to be opened.
- The immediate areas around the accommodation are passive recreation areas – NO ball games, running etc.
- Before breakfast on the last morning students are to:
  - Pack their bags, clean all rubbish from the floor and shelving, and check under beds and in drawers/wardrobes for personal items and rubbish.

PLEASE HELP US MAKE YOUR STAY A FUN AND MEMORABLE ONE

# EMERGENCY ASSEMBLY MAP



Pinnacle Drive, Rawson, Vic. 3825  
 Tel: (03) 5165 3200 Fax: (03) 5165 3377  
 Email: sales@rawsonvillage.com  
 Web: http://www.rawsonvillage.com

# WHAT DO I BRING?

Please write your name and phone number on everything, including bags and day-packs.

- Sleeping Bag or doona and sheets (fitted) and a pillowcase
- Toiletries – including hairbrush, toothbrush, toothpaste, soap, shampoo, deodorant (roll on **NOT** spray on) etc
- Towel/s
- Socks and underwear – 2 pairs per day
- Pyjamas
- Tracksuit
- Woolen Jacket or Jumper for Colder Weather
- Long Sleeved Shirt/s
- Full length pants – 1 per day
- T-shirts – must cover waist
- Tissues or handkerchiefs
- Indoor shoes or slippers – a must
- Runners – old pair
- Torch
- Drink Bottle
- Waterproof raincoat with a hood – a must
- Sunscreen SPF30+
- Bug Repellant
- Swimwear (seasonal)
- Sunsmart Hat – a must
- A beanie/cap – Rawson Village Baseball Caps are available for \$7.50 each
- Garbage Bag – For dirty, wet clothes.
- Writing materials
- Medications – if required (to be handed to Group Leader and clearly labeled with name and instructions/directions for use)
- Please leave at home: Electronic devices, aerosol cans, chewing gum and money
- OPTIONAL
  - Camera
  - Reading material
  - Board / card games

Please remember to label EVERYTHING. Also remember that what you bring to camp is your responsibility.

# Where Am I Sleeping?

Your school has reserved the following accommodation: **Lodges & Bunkrooms**

Donnelly and Coranderrk Lodges provide twin-share bedrooms, with shared bathroom facilities (separate male & female areas) within the lodge buildings. Each of the Lodges has a small self-cater kitchen and lounge area, equipped with TV/DVD/Video. There is also a campfire and BBQ area within the quadrangle of each of the lodges.

The Ensuite Bunkrooms have a total of 20 rooms, each with its own bathroom. 18 rooms have 3 sets of bunks, while 2 rooms are specially designed for disabled access having 3 single beds in each room. All rooms have floor heating.

Attached to the Ensuite Bunkrooms is a large Recreation /Function Room which can seat up to 270 people. There is also a large, commercial kitchen for use by self-cater groups.

PLEASE NOTE: Beds within the Lodges and Bunkrooms are provided with blankets and pillows. Guests are asked to provide their own linen and towels.

I am in Room Number: \_\_\_\_\_

I am sharing with: \_\_\_\_\_  
\_\_\_\_\_  
\_\_\_\_\_

## Food

So, your group is cooking for yourselves ..... we wish you luck. Remember to bring:

- Tea Towels
- Dishwashing Liquid
- Scourers/Dishcloths
- Oven Gloves
- Serviettes
- Paper Towels
- Large Pots & Pans
- Baking Pans/Trays
- Tin Foil
- Cling Wrap
- Matches
- BBQ Tools
- Oil
- Can Opener
- Garbage Bags
- Sharp Knives

# Things To Do

On offer here at Rawson Village we have a wide range of activities that your school or group may decide to do. There are indoor and outdoor games, on-site and offsite activities, some activities that offer a challenge and others that are just for fun.

## ONSITE INDOOR ACTIVITIES:

Table Tennis  
Karaoke/Concerts

Pool/Snooker  
Carpet Bowls

Bocce

## ONSITE OUTDOOR ACTIVITIES:

Soccer  
Trampoline  
Flying Fox  
Tug-Of-War

Basketball  
Low Ropes Course  
High Ropes Course  
Orienteering

Volleyball  
Initiative Activities  
Obstacle Course  
Badminton

## OFFSITE ACTIVITIES:

Tennis  
Sightseeing  
Goldfields Railway  
Swimming  
Rafting

Orienteering  
Thompson Dam  
Gold Panning  
Abseiling  
Mountain Bike Riding

Fishing  
Walhalla  
Bushwalking  
Eco-Canoeing  
Mine Tours

PLEASE NOTE: Whilst all the activities are offered, your school or group may not be able to utilise them for a number of reasons. Some require a qualified instructor, some are dependant on weather conditions, and others because there simply was not enough time.

# Activity Program

DATE/TIME	DAY ONE	DAY TWO	DAY THREE

# Duty Groups

At Rawson Village, our campers are not required to wash dishes. However, your camp leaders may wish to assign tasks for you.

TIME	WHAT	WHERE

## Don't Forget Each Morning:

### Wake Up!!! Get Up!!!

Have a Shower (if you didn't have one last night)

Get Dressed

- Clean underwear
- Clean clothes if needed

Brush teeth

Brush your hair and tie it back if it's long

Make your Bed

Put your clothes and things away in your bag

Get a teacher to check your room when everyone is ready

Go and eat breakfast after room inspection

## Bed Time:

Write in your diary

Brush your teeth

Have a shower (if you didn't have one in the morning)

Get into your pyjamas

Hop into bed

Lights out!



# Bus Activities:

## CRICKET

Divide into two teams, ie: left side and right side of bus. Decide on what road vehicle will indicate the following:

- |                |               |
|----------------|---------------|
| 6 runs: _____  | 4 runs: _____ |
| 1 run: _____   | 2 runs: _____ |
| LBW: _____     | Wide: _____   |
| Run out: _____ | Bowled: _____ |
| Caught: _____  |               |

Choose an umpire. Flip a coin to see who goes first. Remember to keep score. See if you can make a century.

LEFT SIDE		RIGHT SIDE	
RUNS	OUTS	RUNS	OUTS
1 <sup>st</sup> Innings		1 <sup>st</sup> Innings	
2 <sup>nd</sup> Innings		2 <sup>nd</sup> Innings	

## Spotto


Be the first person to complete this Spotto.

- |   |  |  |                                       |
|---|--|--|---------------------------------------|
| <input type="checkbox"/> A red letterbox  | <input type="checkbox"/> A green car   | <input type="checkbox"/> A bank                                | <input type="checkbox"/> A bakery     |
| <input type="checkbox"/> Road works   | <input type="checkbox"/> Traffic lights  | <input type="checkbox"/> A semi trailer                        | <input type="checkbox"/> A motor bike |
| <input type="checkbox"/> A two-story house  | <input type="checkbox"/> A tree fern   | Two dogs <input type="checkbox"/> 1 <input type="checkbox"/> 2 |                                       |
| <input type="checkbox"/> The quietest person on the bus (Name: _____)   |  |  |                                       |
| Four horses <input type="checkbox"/> 1 <input type="checkbox"/> 2 <input type="checkbox"/> 3 <input type="checkbox"/> 4 | Three telephone boxes <input type="checkbox"/> 1 <input type="checkbox"/> 2 <input type="checkbox"/> 3 |  |                                       |

# GAMES DESIGNED FOR 2 PLAYERS

## BOXES/PADDOCKS

OBJECT: To make more boxes or paddocks than your opponent. Each of you need a different coloured pen/pencil. Join the dots, creating your line, vertically or horizontally. One line per player unless you “create” your box then you get another turn until you can no longer make a box from drawing one(1) line. Remember to put your initial inside your box (it makes counting a lot easier at the end).







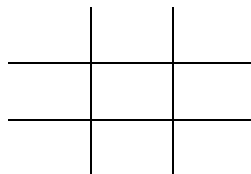




# WORD FIND

A	E	I	L	M	B	E	X	F	O	Z	S	S	T	R	P
L	P	Q	C	D	O	S	R	O	T	G	H	N	F	O	O
L	F	G	H	N	N	R	U	S	A	B	T	O	Y	F	S
E	B	D	A	X	O	Y	O	T	Q	S	Q	I	W	Q	S
S	A	C	O	N	S	P	M	E	T	S	F	T	R	A	U
O	N	Z	R	R	A	N	Z	R	P	A	B	C	G	T	M
R	Y	R	E	H	C	R	A	R	P	P	A	E	D	V	R
U	M	Y	T	P	B	W	C	M	D	M	T	S	I	B	E
W	A	L	L	A	B	Y	O	L	H	O	C	R	S	D	U
X	H	K	L	C	M	C	S	V	X	C	F	E	C	S	U
X	V	N	I	K	P	M	U	P	D	S	I	T	O	E	R
W	P	W	J	P	A	R	T	N	E	R	U	N	E	U	E
O	I	K	Y	Q	Z	L	F	K	C	G	J	I	M	B	C
F	F	D	C	A	M	P	F	I	R	E	V	B	F	D	A
X	U	T	J	K	G	I	M	H	Y	L	U	H	G	Z	G
M	S	N	B	H	N	I	J	A	F	G	E	D	P	U	D


Mud  
Camp Fire  
Rosella  
Disco  
Pumpkin

Compass  
Wallaby  
Foster  
Possum  
Partner

Intersection  
Fun  
Archery  
Canoe



# CROSSWORD

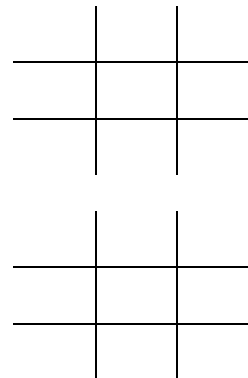
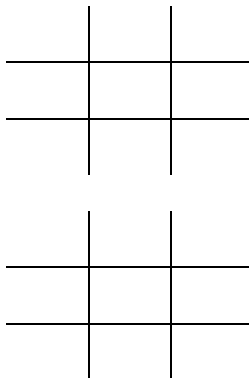



Sunshine  
Energy  
Happy  
Campfire  
Wombat  
Lost  
Rawson

Walhalla  
Food  
Games  
Night  
Team  
Possum  
Fun

Hike  
Friend  
Hills  
Floss  
Family  
Songs  
Wildlife

Canoeing  
Exploring  
Linen  
Fog



# SONGS FOR THE CAMPFIRE OR TO ANNOY THE BUS DRIVER

## The Quarter Masters Store

Verse:

There is gravy, gravy enough to float the navy in the store, in the store.  
There is gravy, gravy enough to float the navy in the Quarter Masters store.

Chorus:

My eyes are dim I cannot see,  
I have not bought my specs with me,  
I have not bought my spec-ta-cles with me.

Verse:

There are rats, rats, as big as pussy cats in the store, in the store.  
There are rats, rats as big as pussy cats in the Quarter Masters store.

Chorus.

Following Verses: Begin at the front of the bus (Or a person around the campfire) and replace their name in the verse where “gravy” is and sing a word that rhymes with it in place of “navy”. Follow with the chorus. For example:

There was Deb, Deb looking for spider webs in the store, in the store.  
There was Deb, Deb looking for spider webs in the Quarter Masters store.

## I'm Henry the Eighth, I Am

I'm Henry the Eighth, I am!  
Henry the Eighth I am! I am!  
I got married to the widow next door,  
She's been married seven times before.  
Every one was a Henry  
She wouldn't have a Willie or a Sam  
I'm her eighth old man named Henry  
Henry the Eighth I am.

## Ging Gang Gooli

Ging gang gooli, gooli, gooli, gooli watcha  
Ging gang goo, ging gang goo,  
Ging gang gooli, gooli, gooli, gooli watcha  
Ging gang goo, ging gang goo

Hela, heyla sheyla  
Heyla sheyla, heyla, ho-o-o  
Heyla, heyla sheyla  
Heyla sheyla, heyla, ho

Shalli-wallee, shalli-wallee, shalli-wallee, shalli-wallee  
Oompah, oompah, oompah oompah.....

(At this point you can split your singers into two groups; have one half repeat the “oopah’s while the other half sings the verse again, then switch.)

## Row, Row, Row Your Boat

Row, row, row your boat  
Gently down the stream  
Merrily, merrily, merrily, merrily  
Life is but a dream.

Row, row, row your boat  
Gently down the stream  
If you meet a crocodile,  
Don't forget to scream!

Row, row, row your boat  
Underneath the stream,  
Ha, ha, fooled you,  
I'm a submarine!

# Autographs:

# **Special Things to Remember:**